

FOB Gold®
LINE

FOB Gold®

The universal system for
Fecal Immunochemical Test (FIT)

Automated solutions for colorectal cancer screening
and routine Fecal Occult Blood testing

SENTINEL
DIAGNOSTICS

FOB Gold®
LINE

FOB Gold®

FOB Gold® System

The FOB Gold® System is an automated immunochemical test suitable for all clinical chemistry analyzers.



The FOB Gold® System is a unique and complete solution which comprises a tube for sample collection and a next-generation immunological latex reagent for the detection of Fecal Occult Blood.

ADVANTAGES

- Automated solutions for FIT in routine and screening use.
- Universal collection tube for a direct and immediate fit on your clinical chemistry analyzer.
- Quantitative test for human hemoglobin in feces.
- 15 years of experience of FOB automated testing on Clinical Chemistry analyzers.


PLEASE ENQUIRY FOR THE LIST OF VALIDATED CE MARKED APPLICATIONS
ON CLINICAL CHEMISTRY ANALYZERS

FOB Gold[®] NG Wide Reagent

Next Generation latex immunological reagent.

FEATURES & ANALYTICAL ADVANTAGES

- Latex agglutination assay and turbidimetric reading.
- Liquid ready to use reagent.
- High specific reagent to human hemoglobin and lower gastrointestinal bleeding.
- High sensitive reagent to small amounts of blood in feces.
- Prolonged on board stability of the reagent: up to 30 days
- No dietary restrictions nor drug interference.

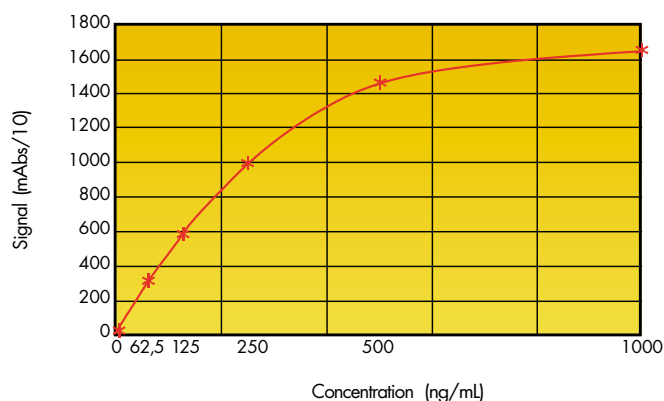


FOB Gold[®] Calibrator & Controls

FEATURES & ANALYTICAL ADVANTAGES

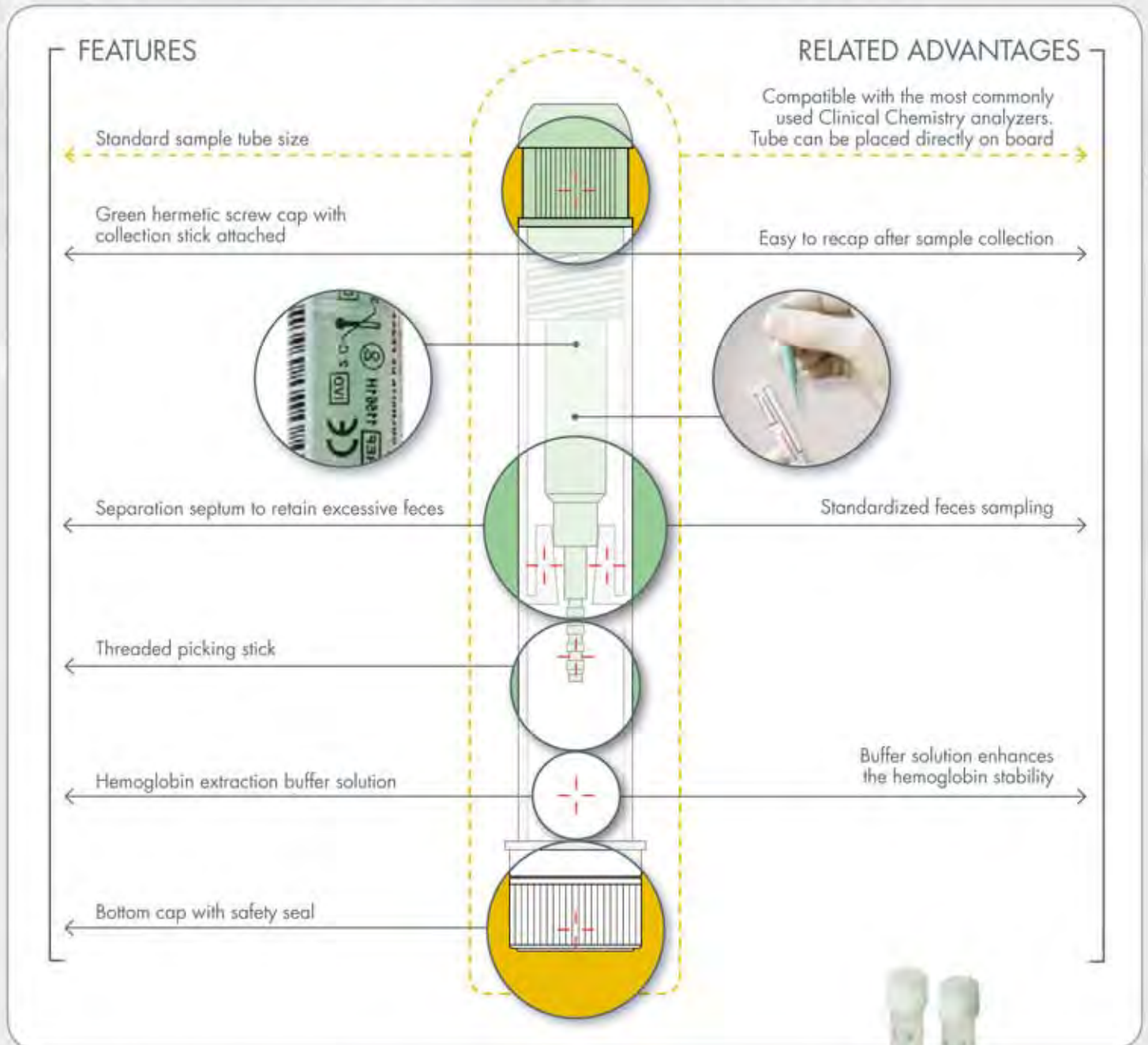
- Liquid and ready to use.
- Extended calibration stability.
- 1 negative and 1 positive control.

Calibration curve



FOB Gold® Tube

Unique "2 in 1" collection tube for standardized stool sampling and direct analysis on Clinical Chemistry analyzers.



The tube is conform to UN3373 – biological substance transport



FOB Gold[®] Tube

From sampling to analysis.

SAMPLING



The collection device is easy to use: unscrew the green cap with attached stick to collect the sample

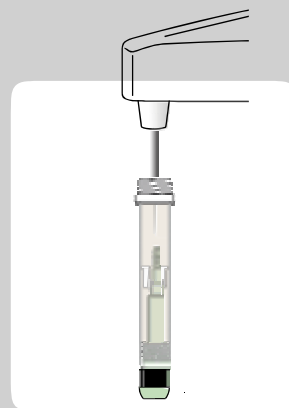


FOB Gold[®] tube guarantees high sample stability after collection

ANALYSIS



To analyze simply unscrew the secondary closure with transparent cap



Place the tube directly on the sample rack of the automated analyzer

FEATURES LABELING

RELATED ADVANTAGES

Barcoded label


Detachable double barcode label for unique patient identification

Transparent label

Immediate visual examination of sample

Patient Information

Sample and patient traceability



Example of label

FOB Gold®
LINE

FOB Gold®

FOB Gold® Line Products



Ref. 11561H
FOB Gold® Tube Screen
100 pcs



Ref. 1156009
FOB Gold® NG Wide
R1 1 x 20 mL
R2 1 x 20 mL



Ref. 1157401
FOB Gold® Calibrator Wide
Cal 1 x 2 mL + Dil 1 x 5 mL

Collection tube
and universal reagent
guarantee clinical
results consistency
for all the
available solutions



Ref. 1157501
FOB Gold® Screen Diluent
2 x 20 mL



Ref. 1157103
FOB Gold® Control Set Wide
2 x (1 x 2) mL

Sentinel CH. SpA
Via Robert Koch, 2
20152 Milan - Italy
Phone: +39 02 3455141
Fax: +39 02 34551464
sentinel@sentinel.it
www.sentinel diagnostics.com

CE



SENTINEL
DIAGNOSTICS



WATCHING OVER LIFE

DPL55F REV.01 10/18